



ELEMENTI

ELECAST

CARE
MAINTENANCE
WARRANTY
DRILLING
INSTALLATION

ROBERTSON.CO.NZ

CARE & MAINTENANCE

EleCast tops are a polymethyl methacrylate (PMMA) solid surface, which is a Resin and aluminium hydroxide mix. Offering a durable, nonporous, nontoxic environmentally friendly material made specially for bathrooms and wet areas.

EleCast tops are drillable on site, giving you the choice of deck mounted or wall mounted tapware.

Silica Free

Elementi EleCast is silica free, allowing joiners and cabinet makers to manufacture and install our cabinet tops risk free, as well as ensuring the protection of our customers.

Routine Maintenance

Matt Finish:

Wipe with a microfibre cloth to wipe the surface. Rinse the surface, then wipe dry.

Most dirt & Residue:

Use soapy water or ammonia based cleaner. Rinse & wipe dry.

Watermarks:

Wipe with damp cloth and wipe dry.

Difficult residue:

If residue persists, repeat process. If residue still persists then follow directions for removing scratches.

Disinfecting:

Occasionally wipe surface with dilute household bleach (50 part water / 1 part bleach). Rinse top thoroughly with water and wipe dry.

Preventing Damage

In most cases EleCast can be repaired if accidentally damaged. However be sure to follow the guidelines here to prevent any permanent damage to EleCast.

1. Avoid exposing EleCast to strong chemicals, such as paint removers, abrasive cleaners etc. If contact occurs quickly wash off the surface.

2. Do not cut EleCast Tops without following the appropriate steps (See Instructions on drilling tap hole).

3. Boiling water alone will not damage your EleCast sink, however its good practice to run your mixer whilst pouring boiling water.

Removing Minor cuts and scratches

Because the solid beauty of EleCast goes all the way through, EleCast surfaces are completely renewable. You can remove minor cuts and scratches yourself by following these instructions.

1. Judge the severity of the scratch and start with the finest grit sanding pad to remove the scratch.

2. To minimise dust we recommend wet the surface first.

3. Rub over the scratch in a straight line to remove it. Periodically switch rubbing directions 90 degrees.

4. Be sure all scratches are removed. If the first steps take too long, try a heavier grit of sanding pad.

5. Rinse periodically to clean residue

6. Clean top with water. Select lighter grits until desired gloss level is achieved.

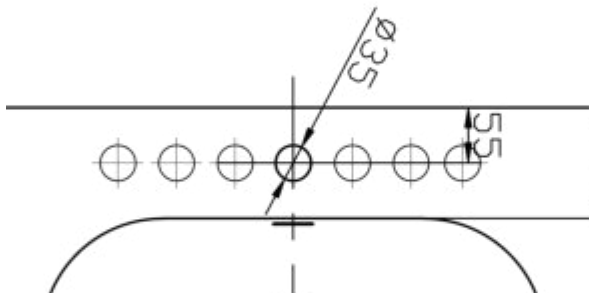
7. Rinse out all pads used and air dry before putting them away.

TAP HOLE CUT-OUTS

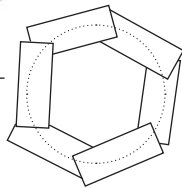

Mark out desired cut-out using masking tape and pen. The tape will help protect the surface and make it easier to see cut lines. To machine cut-out, drill a 20mm minimum diameter hole in each corner. Use a guide rail or template with a 1/2 inch router or plunge cut saw along the straight line. Use multiple 5mm deep passes with a router. A plunge cut saw will not be able to cut the full depth of the cut line in the corners. Use a jigsaw to finish.

The top can be drilled for a faucet using a 35mm hole saw (do not use a speed bore drill bit), ensure that there is enough clearance for the bowl, and the frame of the cabinet, before drilling.

Tap Hole cut-outs can be drilled offset of bowl (left or right). Installer must allow room for tailpipes & hoses.



TAP HOLES CAN BE DRILLED USING A HOLE SAW



SURROUND CUTOUT WITH MASKING TAPE

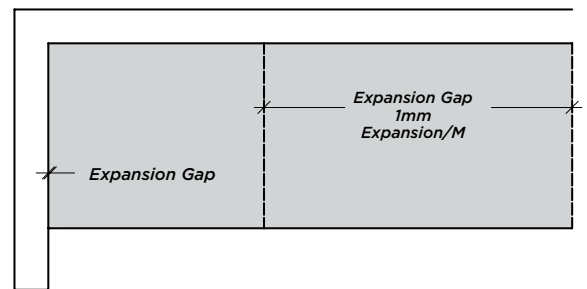
DO NOT UNEVENLY DISTRIBUTE SUPPORT



INSTALLATION

EleCast is to be installed on a level and solid foundation. Cabinets should be installed correctly making a solid base and fixed securely into place. Allow time for the material to meet room temperature prior to installation.

EleCast must be fitted to the wall allowing a minimum of 1mm expansion per metre of material.



To secure EleCast, apply liberal dabs of silicone every 150-200mm to the top edges of the cabinets. Support the EleCast top when lowering into position.

DO NOT SCREW INTO ELECAST. We recommend all EleCast tops are siliconed to the vanity.

NOTE:

EleCast tops must be stored flat before installation.

HANDLING

EleCast Vanity Tops must be handled in a safe manner by either mechanical, such as a forklift or manual lifting by multiple people.

Do not attempt manual lifting of multiple Tops.

Tops handled by forklift must have a supporting pallet when lifting.

5 YEAR WARRANTY

EleCast promise a 5 year limited warranty on all permanently installed Solid Surface products. For further information read the warranty terms and conditions.

WARRANTY

Permanently installed EleCast products are warranted to the original owner. All materials must be fabricated, installed, used and maintained in accordance with standard fabrication techniques for the solid surface materials.

EleCast is warranted if failure is due to any manufacturing defects of the sheet product during the first ten years after the date of initial installation unless the damage is caused by physical or chemical abuse, damage from excessive heat, or force majeure.

Robertson at its discretion will replace any faulty materials without charge if such products fail due to any manufacture defects during the first 5 years. Although Robertson shall make in its best effort to replace with the best possible colour match to the original, Robertson cannot guarantee the exact colour in the event of replacement.

For coverage under this warranty Robertson will require proof of the date of initial installation. (Retain copy of purchase invoice)

This warranty is transferable during the 5 year period following initial installation only when the new owner notifies Robertson in writing within the first 60 days of any property transfer.

EleCast tops are warranted for a period of 5 years from the original date of purchase. We warrant that the product will not have any manufacturing defects provided the product has been installed and cared for correctly.

Note: Commercial, Hotel and public spaces warranty is 1 year only.

Robertson NZ Ltd is not responsible for labour or installation charges, removal of existing product or any other expenses associated with a defective product. Robertson NZ Ltd sole responsibility is replacement or repair of a defective product.

AVAILABLE SIZES

EleCast is available in the following sizes & Configurations:

740 x 455 Single Centre Bowl

890 x 455 Single Centre Bowl

1190 x 455 Single Centre Bowl

1190 x 455 Single Left Bowl

1190 x 455 Single Right Bowl

1490 x 455 Double Bowl

1490 x 455 Single Left Bowl

1490 x 455 Single Right Bowl

WARRANTY EXCLUSIONS

- Minor conditions such as stains, scratches, water spots and burns that due to the unique properties of the solid surface may be corrected by techniques specified in 'Care & Maintenance' instructions.
- Any products moved from their original place of installation or additional modifications such as plumbing, electrical, tiles, cabinets flooring etc. that may be necessary to repair or replace the product under this warranty.
- Failure or dissatisfaction with appearance of joints, seams, adhesive or other accessory items.
- Colour variation from the sample.
- Damage caused by heat.
- Modification or repairs made by uncertified fabricators or altering of any factory-applied finish.
- Removal or installation of the replacement.
- Exceed product limitations as outlined in 'Manufacture Guidelines'.
- External use where the product is subject to any sun or weather conditions.
- Chipping, surface damage caused by wear and tear, cracking or discolouration due to the product being subjected to high heat or damage caused by improper use. Hairline cracking around cut-outs during or after installation.
- Abuse including mishandling or misuse, cracking around voids and cut-outs, damage from physical or chemical abuse and damage from improper care and maintenance including but not limited to, damage, caused by cleaning with abrasive substances.
- Failures to benchtops or cabinetry due to inadequate support or unlevel cabinetry for the installation.

- Seam appearance or seam performance
- Applies only to installations that are permanently installed in residences and that have not been moved from original installations.
- Does not cover routine maintenance and minor conditions such as stains, acid etching, revealing of pinholes and water spots that are a function of proper care and maintenance and which may be correct by following techniques specified in caring for basins above.

WARRANTY CLAIM

In the event the customer needs to submit a claim, the customer must fill out a Robertson Service Request form via <https://www.robertson.co.nz/contact-us>

Approval for repair or replacement will then be reviewed by the Robertson After Sales Service team to find a suitable solution.

Robertson' obligation is limited solely to the replacement of the products purchased hereunder. No implied or expressed warranty merchantability or fitness for a particular use of any other warranty except those specially stated in this warranty or required by law is granted. Except for the remedies described in this warranty, Robertson has no liability for any loss or damages including direct, consequential or incidental, arising out of the use or inability to use the solid surface products.

25 Vestey Drive
Mt Wellington, Auckland 1060

PO Box 14695, Panmure
Auckland 1741, New Zealand

Ph: +64 9 573 0490
Fax: +64 9 573 0495
Email: sales@robertson.co.nz

ROBERTSON.CO.NZ

You can view and purchase our products nationwide from our supporting bathroom suppliers. To find your nearest location visit ROBERTSON.CO.NZ and click on the 'where to buy' link at the top of the page. Alternatively you can view products at our Robertson Bathware Showrooms at the locations below.



SHOWROOMS

A

AUCKLAND ROBERTSON

25 Vestey Drive, Mt Wellington
Ph: (09) 573 0490

Open Monday to Friday 8am - 4.30pm
Closed Sunday and public holidays

robertson

design.ideas™

ROBERTSON DESIGN IDEAS

Email: designideas@robertson.co.nz

ROBERTSONDESIGNIDEAS.CO.NZ



KITCHEN THINGS | LUXURY COLLECTION

26 Morrow Street, Newmarket
Ph: (09) 522 8375

Open 7 days 10am - 6pm

robertson®
trade

ROBERTSON TRADE PARTS & SERVICE CENTRE

42 Vestey Drive
Mt Wellington, Auckland 1060
Email: trade@robertson.co.nz

ROBERTSONTRADE.CO.NZ



W

WELLINGTON

ROBERTSON

23 Marion St, Te Aro
Ph: (04) 595 1165

Open Monday to Friday 8.30am - 5pm
Closed Saturday and Sunday

For a bathware consultation please make an appointment by emailing sales@robertson.co.nz



C

CHRISTCHURCH HOME IDEAS

37 Mandeville Street Riccarton
Ph: (03) 348 2863

Open Monday to Friday 9am - 4pm
Saturday & Sunday 10am - 2pm

ROBERTSON OUTLET STORE

42 Vestey Drive
Mt Wellington, Auckland 1060
Email: outlet@robertson.co.nz
By appointment only

www.trademe.co.nz/stores/robertson-bathware-outlet-store